



CASA

Court Appointed Special Advocat
FOR CHILDREN

CASA OF SOLA

CASA of SOLA

Annual Report: 2023-2024

Board of Directors 2023-2024

Emily Wright – President

Tessa Brown

Blasé Inzina – Vice President

Ashley Mudd

Taylor Stover – Past President

Ruben Henderson, III

Larry Attenhofer – Past President

Ben Love

Stephanie West – Treasurer

Will Kellner

Tessa Brown - Secretary

Badar Hamdani

Shyra Moran

Brittany Gallineau

Staff

- Heather Blanchard – President/CEO United Way of Acadiana
- Kade Turner – Executive Director
- Andrane’ Tauriac – Volunteer Coordinator
- Cameron Hulin – Advocate Supervisor
- Shanel Jackson – Advocate Supervisor

Foster Care Children Served Statistics

Children's Data/Demographics

- Total Children Served: 135 (-5)

Age:

- 0-5: 52 children (-9),
- 6-10: 44 Children (+3)
- 11-14: 20 Children (-3)
- 15-18: 16 Children (+5)

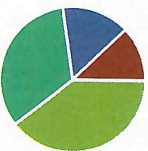
Gender:

- Females Served: 77 (-2)
- Males Served: 58 (-3)

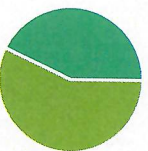
Ethnicity/Race:

- African American: 58 (+15)
- Caucasian: 61 (-9)
- Hispanic/Latino: 5 (-3)
- Multi-Racial: 11 (-8)

Ages

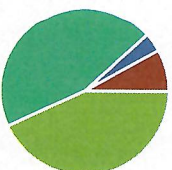


Gender



- Ages 0-5
- Ages 6-10
- Ages 11-14
- Ages 15-18

Race/Ethnicity

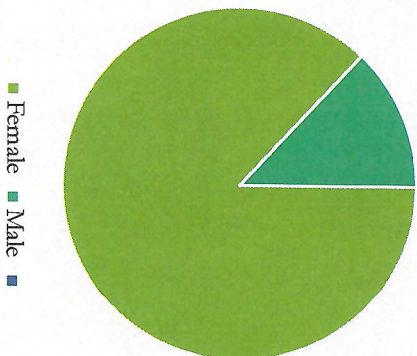


- African American
- Caucasian
- Hispanic/Latino
- Multi-Racial

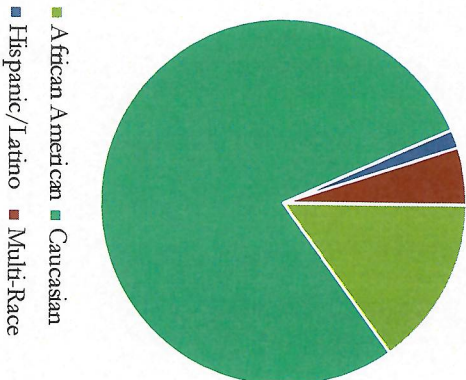
Volunteer Data

- Active Volunteers: 54 (-15)
- Assigned to Case: 54 (-6)
- Newly Trained Volunteers: 10 (-9)
- Total Volunteer Hours: 1367.48 (-564.35)
- Volunteer Demographics:
 - Male: 7 (-3) , Female: 47 (-12)
 - African American: 8 (-1)
 - Caucasian: 41 (-16)
 - Hispanic/Latino: 1 (+1)
 - Multi-Race: 3 (0)

Gender



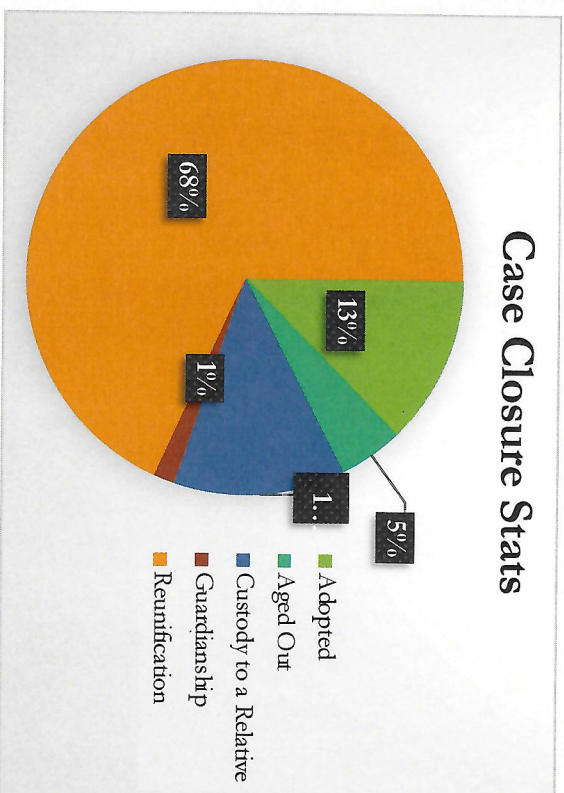
Race/Ethnicity



Case Closure Stats

- Total Children Closed: 63 (-2)
- Adopted: 8 (-8) Children
- Aged Out: 3 (+3) child/adult
- Custody to a Relative: 8 (+6) children
- Guardianship: 1 (-2) Children
- Reunification: 43 (-1)

*These stats are for cases closed with an assigned volunteer at the time of closure.



CASA of SoLA, Inc.
Balance Sheet
As of June 30, 2024

	Jun 30, 24
ASSETS	
Current Assets	
Checking/Savings	
100-2 · CASA BUSINESS FIRST BANK	35,700.81
100-3 · CASA Reserve Account	133,902.53
Total Checking/Savings	169,603.34
Accounts Receivable	
11000 · Accounts Receivable	16,603.14
Total Accounts Receivable	16,603.14
Total Current Assets	186,206.48
Fixed Assets	
15001 · Accumulated Depreciation	-9,721.59
15000 · Furniture and Equipment	20,936.27
Total Fixed Assets	11,214.68
TOTAL ASSETS	197,421.16
LIABILITIES & EQUITY	
Liabilities	
Current Liabilities	
Accounts Payable	
20000 · Accounts Payable	1,179.20
Total Accounts Payable	1,179.20
Total Current Liabilities	1,179.20
Total Liabilities	1,179.20
Equity	
30000 · Opening Balance Equity	31,058.63
32000 · Unrestricted Net Assets	157,909.63
Net Income	7,273.70
Total Equity	196,241.96
TOTAL LIABILITIES & EQUITY	197,421.16

CASA of SoLA, Inc.
Profit & Loss
 July 2023 through June 2024

	Jul '23 - Jun 24
Ordinary Income/Expense	
Income	
43300 · Direct Public Grants	
43330 · Foundation and Trust Grants	19,000.00
Total 43300 · Direct Public Grants	19,000.00
43400 · Direct Public Support	
43450 · Individ, Business Contributions	11,382.49
Total 43400 · Direct Public Support	11,382.49
44500 · Government Grants	
44550 · VOCA Grant	16,605.00
44540 · CASA AP Funds	225,886.23
44500 · Government Grants - Other	9,000.00
Total 44500 · Government Grants	251,491.23
45000 · Investments	
45030 · Interest-Savings, Short-term CD	1,749.87
Total 45000 · Investments	1,749.87
46400 · Other Types of Income	
46430 · Miscellaneous Revenue	226.90
Total 46400 · Other Types of Income	226.90
Total Income	283,850.49
Expense	
69000 · Professional Services	
69010 · Contracted Salaries	159,673.28
69015 · FICA on Contracted Salaries	11,448.71
69020 · Health Insurance	18,553.65
69025 · Worker's Comp	1,949.12
69030 · SUTA Taxes	151.94
69040 · Admin Contracted Salaries	10,740.10
65150 · Memberships and Dues	1,803.00
65155 · Background Checks	561.00
Total 69000 · Professional Services	204,880.80
65000 · Operations	
65181 · Recruiting Costs	52.14
65080 · Information Technology	3,882.73
62890 · Rent	29,095.44
65050 · Telephone, Telecommunications	3,937.91
Total 65000 · Operations	36,968.22
68300 · Travel and Meetings	
68320 · Travel	1,653.24
Total 68300 · Travel and Meetings	1,653.24
67000 · Training	
65180 · Staff Training	278.15
65130 · Volunteer Training/In-Service	1,517.56
Total 67000 · Training	1,795.71
65040 · Supplies	1,926.03

CASA of SoLA, Inc.
Profit & Loss
July 2023 through June 2024

	<u>Jul '23 - Jun 24</u>
65100 · Administrative	
62110 · Accounting Fees	17,955.00
65110 · Advertising Expenses	101.59
65120 · Insurance - Liability, D and O	8,767.14
65160 · Other Costs	1,056.62
	<hr/>
Total 65100 · Administrative	27,880.35
62800 · Facilities and Equipment	
62810 · Depr and Amort - Allowable	1,472.44
	<hr/>
Total 62800 · Facilities and Equipment	1,472.44
Total Expense	<hr/> 276,576.79
Net Ordinary Income	<hr/> 7,273.70
Net Income	<hr/> <hr/> 7,273.70